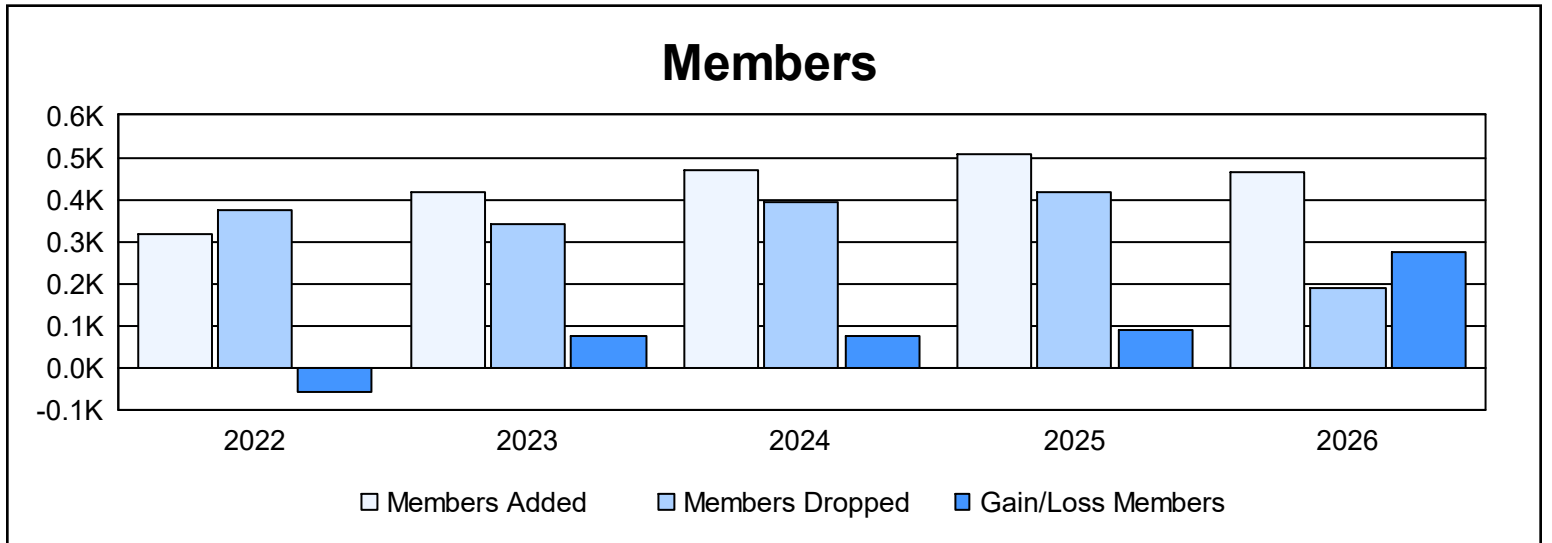
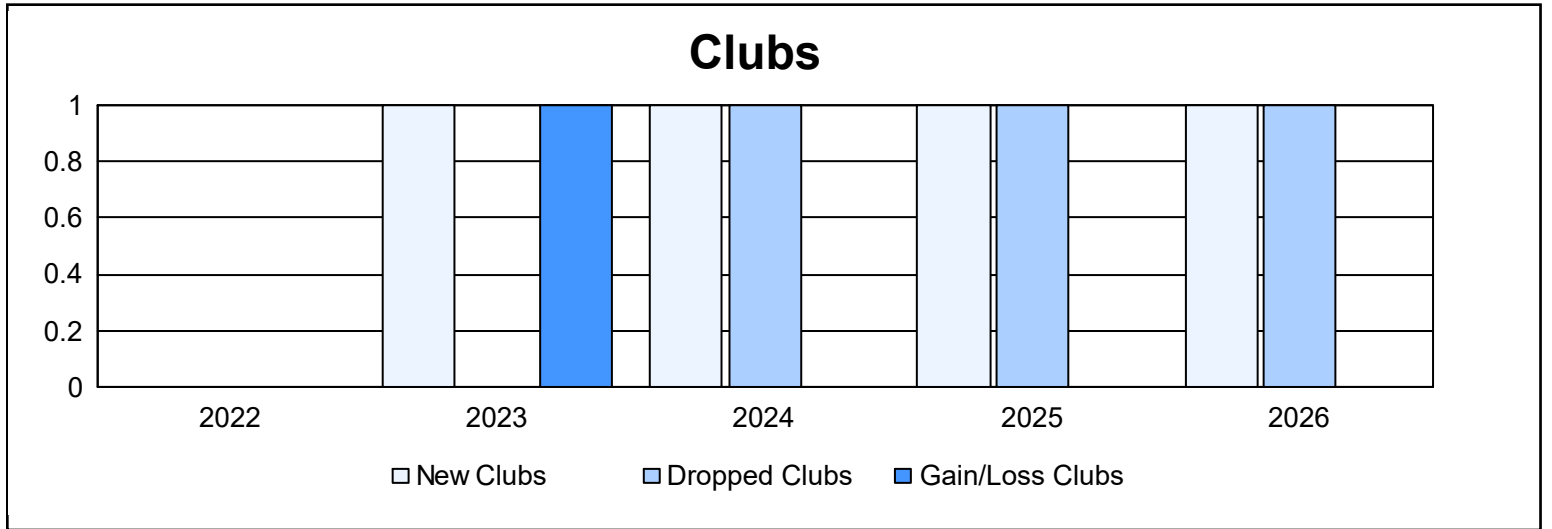
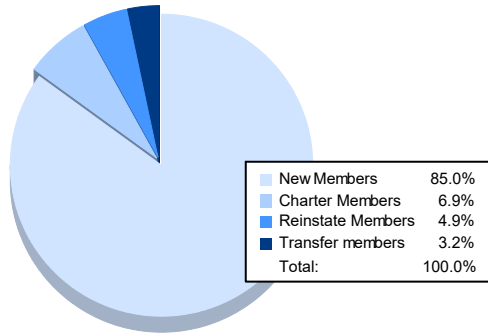


Year	New Clubs	Dropped Clubs	Gain/ Loss Clubs	New Members	Charter Members	Reinstate Members	Transfer Members	Total Member Added	Total Members Dropped	Gain/ Loss Members
2021-2022	0	0	0	288	1	24	4	317	375	-58
2022-2023	1	0	1	352	39	17	9	417	342	75
2023-2024	1	1	0	390	33	19	26	468	394	74
2024-2025	1	1	0	446	30	16	16	508	419	89
2025-2026	1	1	0	396	32	23	15	466	191	275
<b>Average</b>	<b>1</b>	<b>1</b>	<b>0</b>	<b>374</b>	<b>27</b>	<b>20</b>	<b>14</b>	<b>435</b>	<b>344</b>	<b>91</b>



### Membership Composition April 2026 Cumulative



### Gender Composition April 2026 Cumulative

